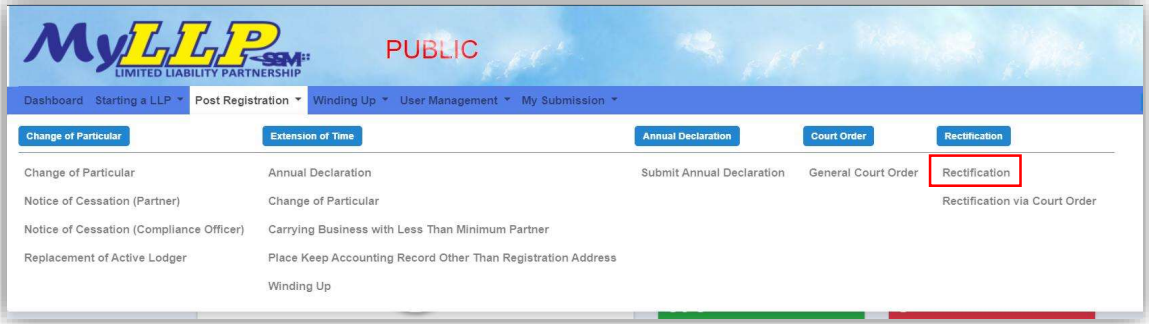


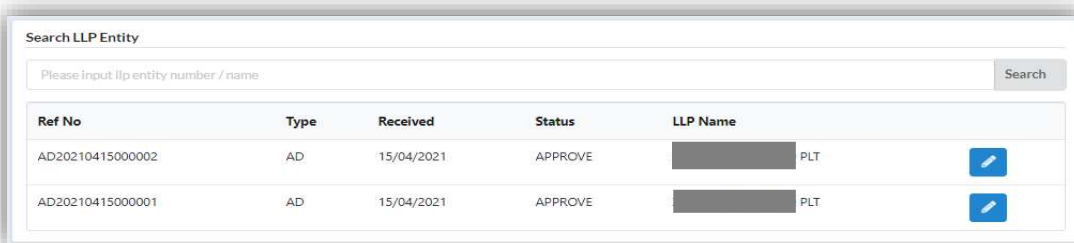
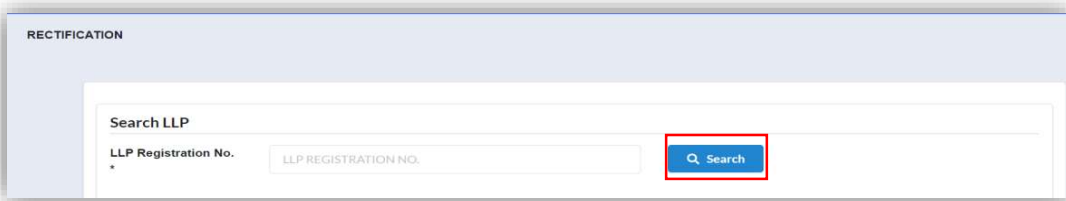
4 Rectification

4.1 Rectification of Annual Declaration

1. Click on **Rectification** under the **Post Registration** Tab.



2. On the Rectification Page, enter LLP Registration No and click on the **search** button. From the result, click the pencil icon on the respective submission to proceed.



3. LLP Information will be displayed. Select :

- a. **“Current FYE/Financial Indicator”** to rectify the Financial Year End (FYE) / Financial Indicator

Or

- b. Click **“Wrong LLP No. Submission”** for the purpose of withdraw the submission that had wrongly submitted.

The screenshot displays a web application interface for LLP management. At the top, there is an 'Action' bar with three buttons: 'Cancel' (red), 'Save' (green), and 'Next' (blue). Below this is a navigation menu with tabs for 'Main Details', 'Summary', 'Documents', and 'Fee'. The main content area is divided into two sections. The first section, titled 'LLP Information', contains a table with the following data:

Entity Name	██████████ PLT	Entity Registration No.	202104001930 (LLP ██████████ LGN)
Entity Status	EXISTING	Entity Type	LOCAL REGISTRATION
Registration Date	09/07/2021	Submission Ref. No.	AD20210812000004

The second section, titled 'Annual Declaration Details', contains a 'Please select' prompt and two buttons: 'Current FYE/Financial Indicator' and 'Wrong LLP No. Submission'.

4. Select "**Current FYE/Financial Indicator**", then current FYE date and financial indicator information will be displayed. Click on **Rectify** button at the respective information to rectify the data.

A textbox will be display beside the current information. The rectified data will be entered in the text box. Click Cancel button to cancel the rectify data. Page will revert to the original information.

Annual Declaration Details

Current Date

Current FYE
31/12/2020

Cancel

Financial Indicator

Total Assets (RM)

Total Liabilities

Total Revenue (RM)

Total Profit Loss (RM)

Click Save button to save the rectified information.

Click Next button to proceed to Summary page.

Summary of Rectification

Old Value Details	New Value Details
Current FYE Date 01/03/2021	Current FYE Date 31/03/2021
Total Profit Loss (RM) 0	Total Profit Loss (RM) -100

Remarks

PINDAAN PADA DATE AND FINANCIAL ITEM|

- In a case of wrong submission, Click Wrong LLP No. Submission button to withdraw the submission. System will display the LLP name and No. Click Save button to save changes.

Field Name	Value	Field Name	Value
Entity Name	BABY VILLA CHILD CARE CENTRE PLT	Entity Registration No.	201304000825 (LLP0000616-LGN)
Entity Status	EXISTING	Entity Type	LOCAL REGISTRATION
Registration Date	23/07/2013	Submission Ref. No.	SR2020021300015

Annual Declaration Details

Rectify this wrong submission LLP NO. :
LLP0000616-LGN - BABY VILLA CHILD CARE CENTRE PLT

Click Next button to proceed to Summary page.

Action

Cancel Back Save Next

Main Details **Summary** Documents Fee

LLP Information

Field Name	Value	Field Name	Value
Entity Name	BABY VILLA CHILD CARE CENTRE PLT	Entity Registration No.	201304000825 (LLP0000616-LGN)
Entity Status	EXISTING	Entity Type	LOCAL REGISTRATION
Registration Date	23/07/2013	Submission Ref. No.	SR2021031600015

Summary of Rectification

Current Details	New Details
Status	Status
Approve	Withdraw

Remarks

WRONGLY SUBMIT ANNUAL DECLARATION FOR DIFFERENT LLP IN THE GROUP

- Summary of rectification will be displayed based on rectified information on the Summary of Rectification Tab. The current information (old details) and rectified information (new details) will be display at the Summary of Rectification for review and comparison purposes.

Optional: Enter some note to support the application for Rectification at **Remarks** section.

Click Save button to save the information entered. Click Next button to proceed.

The screenshot shows the 'Summary of Rectification' tab in the MyLLP system. At the top, there is an 'Action' bar with buttons for 'Cancel', 'Back', 'Save', and 'Next'. Below this, there are tabs for 'Main Details', 'Summary', 'Documents', and 'Fee'. The 'Summary' tab is selected, showing 'LLP Information' with the following details:

Entity Name	FUNKY AAYLA PLT	Entity Registration No.	202104001937 (LLP0028567-LGN)
Entity Status	EXISTING	Entity Type	LOCAL REGISTRATION
Registration Date	13/07/2021	Submission Ref. No.	AD20210818000002

Below the LLP Information, there is a 'Summary of Rectification' section with two columns: 'Current Details' and 'New Details'.

Current Details	New Details
Current FYE Date 31/07/2021	Current FYE Date 13/05/2021
Total Assets (RM) 10.00	Total Assets (RM) 500.10
Total Liabilities (RM) 10.00	Total Liabilities (RM) 37.00
Total Revenue (RM) 10.00	Total Revenue (RM) 40.11
Total Profit/Loss (RM) 10.00	Total Profit/Loss (RM) -90.00

At the bottom, there is a 'Remarks' section with the text: 'SALAH MASUK NILAI PADA SETIAP MAKLUMAT KEWANGAN'.

4.1.1 Supporting Document

7. Supporting Document is mandatory for Rectification. In the Supporting Document section, browse and choose the document to be attached. Document will be uploaded by clicking on the **Add** button.
8. Maximum document to be attached is two (2). The documents **MUST** be in PDF form.
9. The uploaded documents will be listed below. The attached document can be deleted by clicking on the **Action** button.

No.	Attachment Description	Action
1	test.pdf	

10. In the Declaration of Rectification section, fill up the mandatory information required pertaining to the rectification below :

For item No. 1, select from the dropdown option;-

- LLP
- Court

For item No. 5, select from the dropdown option:-

- Has been omitted
- Is incorrect
- Has been included in error

State the reason for Item No. 5 in the textbox and tick on the Declaration checkbox.

The screenshot displays two main sections of the application interface:

- Attachment Section:** Features a search bar, a table with columns for Attachment Description, Required, and File, and pagination controls. The table shows one entry: "SUPPORTING DOCUMENT" with a "Required" status of "YES" and a "File" field containing a "Choose File" button and "No file chosen" text.
- Declaration of Rectification Section:** Contains five numbered items for declaration, a text area for stating reasons, and a confirmation checkbox.

Attachment Description	Required	File
SUPPORTING DOCUMENT	YES	Choose File No file chosen

Showing 1 to 1 of 1 entries

Previous 1 Next

Declaration of Rectification

1. I/we have been duly appointed by the to act in applying the rectification herein submitted;
2. All interested party(or parties) who will be affected by this application has been notified and I/we did not receive any objection for this application to be made before the Registrar;
3. That Registrar/SSM will not be held responsible to any party for changes made resulting from this application;
4. The LLP as stated above has not involved in legal proceedings within or outside Malaysia involving the documents/information intended to be rectified herein;
5. That the LLP information/documents of the above LLP has been omitted due to :

Please state your reason

I/we confirm that the facts and information stated in this document are true and to the best of my knowledge.

***Note: Please select dropdown whichever is applicable, state your reason and tick the declaration**

11. In the Fee section, total fee will be displayed.

Payment	
Description	Total Cost
LLP RECTIFICATION	RM150.00
Total	RM 150.00

12. In the Declaration section, declaration will be displayed. Click on **View Declaration Document** button to view the Declaration of Rectification and click **View PDF** button to view the **Amended Form**. The **Submit Payment** button will be enabled when the user has ticked the declaration box.

The screenshot displays a web interface with a navigation bar at the top containing 'Previous', 'Main Details', 'Summary', 'Documents', and 'Fee'. The 'Fee' section contains a table identical to the one in step 11. Below this is the 'Declaration' section, which includes a checked checkbox and a paragraph of legal text. At the bottom of the declaration section are three buttons: 'View Declaration Document', 'View PDF', and 'Submit Payment'. The 'Lodger Information' section at the bottom contains fields for Name, Address, License No., Identification No., Practising Certificate No., Email, and Professional Body Type, with some fields containing redacted information.

*Image of Declaration Document

Template 1

DECLARATION FOR THE APPLICATION TO RECTIFY THE INFORMATION/DOCUMENT IN THE REGISTER OF LIMITED LIABILITY PARTNERSHIP UNDER SECTION 71 OF THE LIMITED LIABILITY PARTNERSHIPS ACT 2012

I, [REDACTED] (RIC/Passport no. [REDACTED]) being the Compliance Officer of [REDACTED] PLT - 201304001046 (LLP0001035-LGN) registered under the Limited Liability Partnerships Act 2012, do solemnly and sincerely declare the following:-

- (i) I/we have been duly appointed by the LLP to act in applying the rectification herein submitted;
- (ii) All interested party(or parties) who will be affected by this application has been notified and I/we did not receive any objection for this application to be made before the Registrar;
- (iii) That Registrar/SSM will not be held responsible to any party for changes made resulting from this application;
- (iv) The LLP as stated above has not involved in legal proceedings within or outside Malaysia involving the documents/information intended to be rectified herein;
- (v) That the LLP information/documents of the above LLP is incorrect due to :
SALAH PILIH

Declaration:
I/we confirm that the facts and information stated in this document are true and to the best of my knowledge.

Signed by Applicant/s:

Name: [REDACTED]
Date: 18/08/2021

Attention:
It is an offence under section 80 of the Limited Liability Partnerships Act 2012 to make or authorize the making of a statement that a person knows is false or misleading and that person may be liable, upon conviction, to imprisonment for a term not exceeding five years or to a fine not less than one hundred and fifty thousand and not more than five hundred thousand ringgit or to both.

LOGGER INFORMATION

Name	:	[REDACTED]
Identification No.	:	[REDACTED]
Phone No.	:	0111111111
Email	:	mylp1est504@gmail.com
License No.	:	
Professional Body Type	:	Malaysian Institute of Chartered Secretaries and Administrators (MAICSA)

*This is an auto generated declaration. Signature is not required.

*Image of View PDF

This is filed by way of amendment to the Form Annual Declaration dated 18/08/2021 which is erroneous

Annual Declaration Form

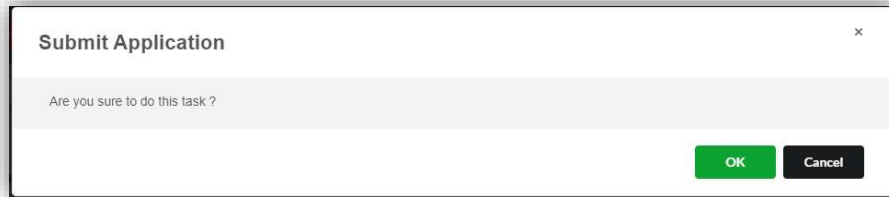
Section 68

Submission Number AD20210818000002
Deadline Received: 18/08/2021 16:13:16
Total Fee: RM 200

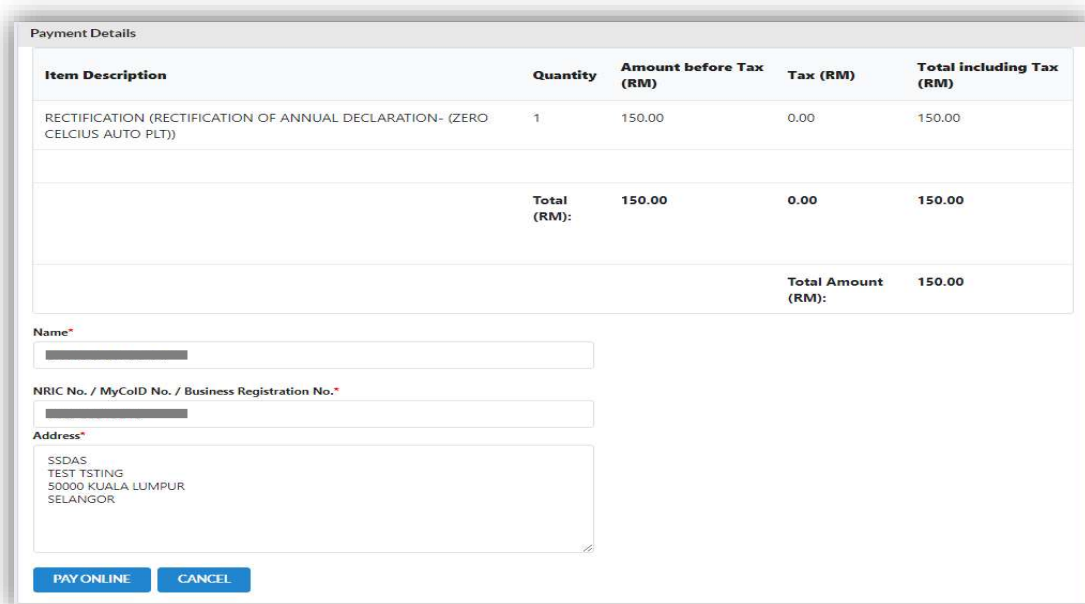
Name	FUNKY AAYLA PLT - 202104001937 (LLP0028567-LGN)		
LLP Type	LOCAL REGISTRATION		
REGISTERED OFFICE ADDRESS	LOT 300, TAMAN PANGLIMA, 57000, KUALA LUMPUR, W.P. KUALA LUMPUR, MALAYSIA		
BUSINESS ADDRESS	LOT 300, TAMAN PANGLIMA, 57000, KUALA LUMPUR, W.P. KUALA LUMPUR, MALAYSIA		
Nature of Business			
Business Code	Business Code Description		
322000	EXPORT AND IMPORT OF MUSICAL INSTRUMENTS		
85421	MUSIC AND DANCING SCHOOL		
Partner Information			
Name	[REDACTED]	Identification No.	[REDACTED]
Nationality		Race	
Address	test address, MALAYSIA		
Partner Information			
Name	[REDACTED]	Identification No.	[REDACTED]
Nationality	MALAYSIA	Race	CHINESE
Address	test address, 89100, BEAUFORT, SABAH MALAYSIA		
Compliance Officer			
Name	[REDACTED]	Identification No.	[REDACTED]
Nationality	MALAYSIA	Race	
Address	test address, MALAYSIA		

Page 1 of 2

13. After clicking on Submit Payment button, a prompt will display for confirmation. Click on **OK** button to proceed with payment.



14. Payment Details will be displayed. Click **Pay Online** button to continue payment.



Payment Details

Item Description	Quantity	Amount before Tax (RM)	Tax (RM)	Total including Tax (RM)
RECTIFICATION (RECTIFICATION OF ANNUAL DECLARATION- (ZERO CELCIUS AUTO PLT))	1	150.00	0.00	150.00
	Total (RM):	150.00	0.00	150.00
			Total Amount (RM):	150.00

Name*

NRIC No. / MyCoID No. / Business Registration No.*


Address*
SSDAS
TEST TSTING
50000 KUALA LUMPUR
SELANGOR

15. Once payment has been made, Invoice will be displayed. User may click on Print button to print and save a copy of the invoice.


Receipt no. is the payment receipt.

Reference no. is the Reference Number for Rectification transactions.

Transaction ID is the payment transaction number.



Suruhanjaya Syarikat Malaysia (SSM)
Menara SSM@Sentral
No 7, Jalan Stesen Sentral 5
Kuala Lumpur Sentral
50623 Kuala Lumpur
Tel : 03-2299 4400


4 6 8 2 0 2 1 0 4 2 8 0 0 0 0 1 *

INVOICE

ssdas
Test tsting
50000 KUALA LUMPUR,
SELANGOR

Receipt No : EB20210428000001
Reference No. : REC20210428000004
Payment Mode Detail : HostSim
Approval Code :
Payment Mode : DD
Transaction ID : E20210428000001
Payment Date : 28/04/2021 03:59:59 AM

NO.	DESCRIPTION	AMOUNT (RM)
1	RECTIFICATION RECTIFICATION OF ANNUAL DECLARATION- (ZERO CELCIUS AUTO PLT)	150.00
Total		150.00
Amount Received		150.00